

TSB GEN 0009

TECHNICAL SERVICE  
BULLETIN

**REQUIRED SAFETY GRATING  
OF PUG SEALERS & PUG MILLS**



## SAFETY

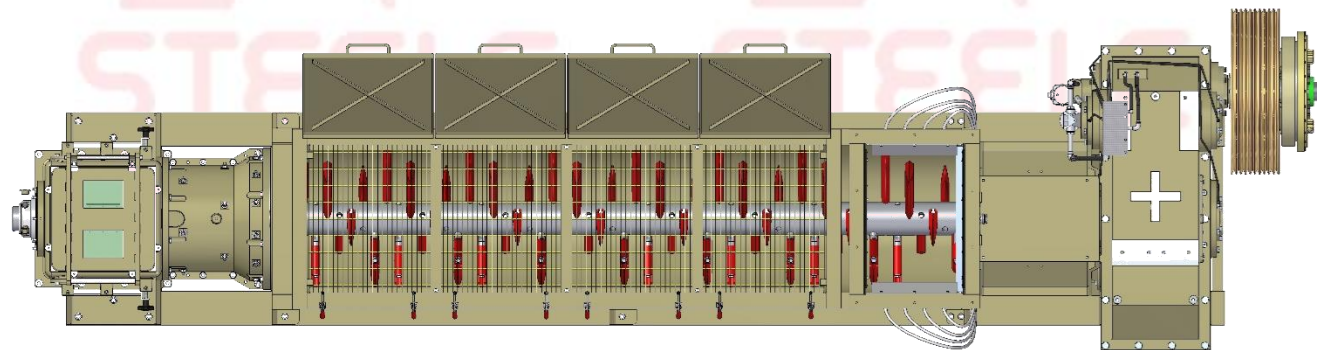
J.C. Steele and Sons equipment is designed to process large amounts of heavy products. To accomplish many of the required operations of our customers, high horsepower and heavy components are required. A great deal of time and effort has been invested into our equipment to make them as safe as practically possible. The safety features are no substitute of caution and common sense. A careless moment is all that is needed to cause a serious accident. Please refer to the machine's Owner's Manual for a detailed list of safety precautions. This document specifically discusses the safety grating of the pug sealers and pug mills but as a general guideline all safety devices should be in place and function properly before running any JCSS machinery.

## GENERAL DESCRIPTION

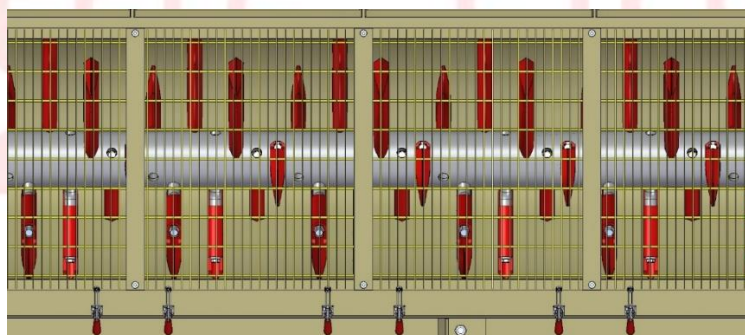
All pug sealers and pug mills are shipped from JCSS with a safety grating system attached.

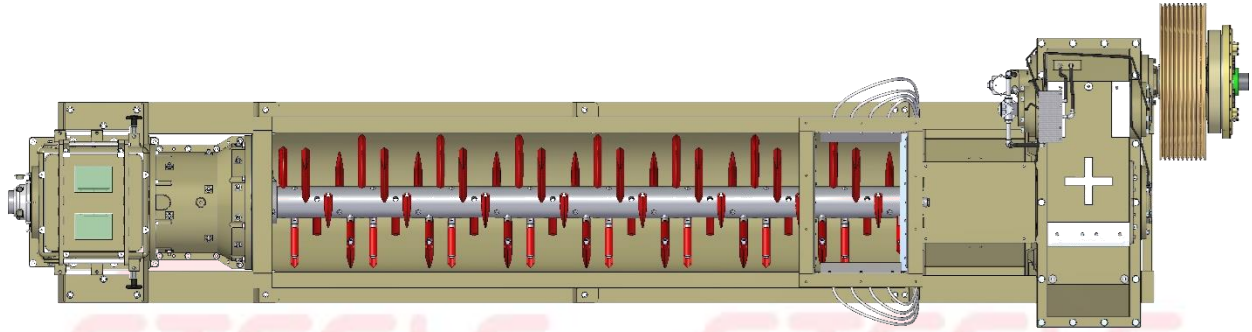


**IMPORTANT:** Customers who prefer to provide their own grating may do so, but it is critical that adequate safety grating or guarding is installed.



These machines should **NEVER** be operated with any portion of the safety grating system removed. Safety grating is attached with a bolted/fixed connection that requires a tool for the removal of the grating. Safety switches can be installed to ensure grating is in place but is not the most recommended method by JCSS.





The safety grating will have to be removed to complete general machine maintenance. Before any safety grating is removed to perform maintenance, the machine must be locked out in accordance to OSHA standards or local guidelines. Some maintenance requires the shaft to be rotated, this should be done as described in section 3.4.0 of the owner's manual. Failure to follow these procedures can result in serious bodily injury or death.