


Production rates up to 47 metric tons per hour

The **Steele 45 Series** is our mid-size stiff extruder and pug sealer combination, designed for shaping up to 47 metric tons per hour. This low-maintenance, high-efficiency system handles the same demanding stiff extrusion applications as our larger extruders, but at lower production volumes.



The 45 Series Extruder



The 45 Series Pug Sealer

- ✓ Processes tough, plastic and sticky clays, and abrasive fines and dusts
- ✓ Trouble-free operation with minimal maintenance
- ✓ Fewer process steps for lower production costs
- ✓ Drive options for easier installation
- ✓ Accepts batch-mixed materials

Stiff extrusion in a mid-sized machine

The Steele 45 Pug Sealer is a high-shear mixer with rugged unibody construction that eliminates a frame and sills. A large open pug feeds the enclosed auger section and the sealing core, sealing die, shredder and auger sections are split for easy mounting and fast replacement.

Adjustable pitch knives resist abrasion and mix a wide range of materials. A renewable sealing auger cast with an innovative clamshell design simplifies access to sealing augers and the sealing section.

Our vacuum seal design minimizes leaks in the sealing auger case and eliminates the need for silicon to maintain vacuum levels.

The 45 Extruder's updated design has a large, open vacuum chamber, reducing the possibility of bridging and offering easier access for maintenance.



Easy installation, operation and maintenance

The Steele 45 Series sets the industry standard for mid-sized production needs in demanding extrusion applications. Like all Steele machinery, the 45 Series comes with Steele's global service and inventory commitment.



The Steele 45 Extruder offers convenient access to auger spirals and liners.

For more information,
contact your regional Steele
sales representative.

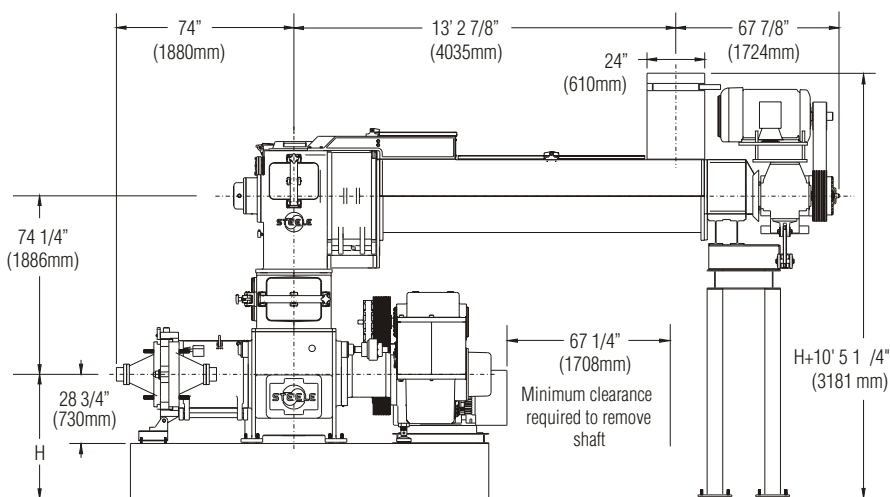
+1.704.872.3681
www.jcsteele.com

PRODUCTION*		45AT EXTRUDER			45A PUG SEALER		
US Tons/Hour	Metric Tons/Hour	Shaft RPM	HP	kW	Shaft RPM	HP	kW
26	23	20	150	110	22	100	75
32	29	25	200	150	27	150	110
38	35	30	200	150	32	150	110
45	41	35	250	185	37	200	150
51	47	40	300	225	42	250	185

*Production figures are average and will vary depending on many factors, including auger/liner selection and wear, raw material, product extruded, and column stiffness.

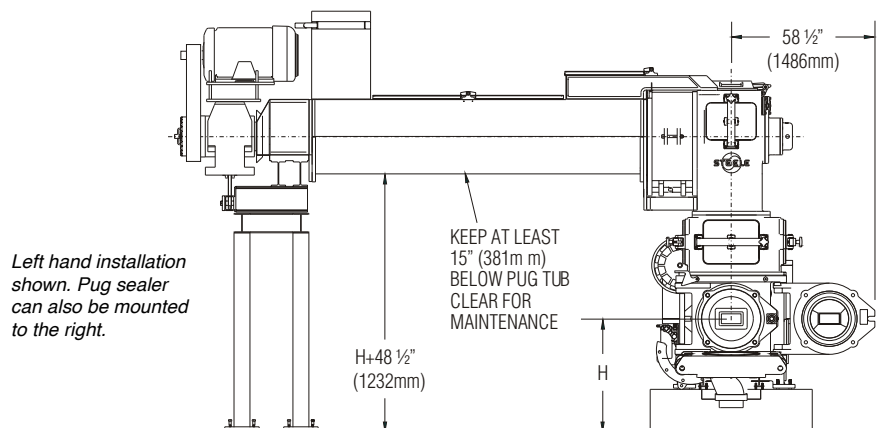
DIMENSIONS

IN-LINE INSTALLATION



ANGLE INSTALLATION

Extruder Weight: 23,000 lbs (10,430 Kg)
Pug Sealer Weight: 21,500 lbs (9,750 Kg)



The Steele Group™